




TS Relay



Features

- miniature relay, 15.4 × 10.4 × 11.8 mm (L × W × H)
- low power consumption
- fully sealed type
- low cost type

Contact Data

Contact Arrangement	1 Form C
Contact Material.....	Ag with gold overlay
Contact Rating	1 A / 120 VAC 1 A / 24 VDC
Switching current max.	2 A
Switching voltage max.	30 VDC / 120 VAC
Switching power max.....	24 W / 120 VA
Initial Contact Resistance max.	100 mohms (at 6 VDC 1 A)
Min. Switching load.....	1 mA / 5 VDC

General Data

Insulation Resistance min.....	100 Mohms (at 500 VDC)
Dielectric Strength	750 VAC 1 minute (between open contacts) 1000 VAC 1 minute (between coil and contacts)
Surge Strength.....	1500 V
Operate Time	5 ms
Release Time	5 ms
Ambient Temperature.....	-25 to +55°C (no frost)
Shock Resistance.....	10 G
Vibration Resistance.....	10 to 55 Hz at amplitude of 1,5 mm
Life Expectancy.....	Mechanical 1 × 10 ⁷ ope. min. Electrical 1 × 10 ⁵ ope. min.
Weight	Approx. 4 gs

Coil Table

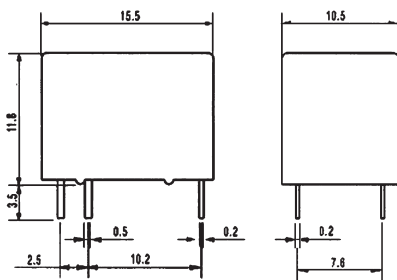
Nominal Voltage VDC	Coil Resistance (Ohm) +/- 10% at 20°C	Operate Voltage (VDC) at 20°C (max.)	Release Voltage (VDC) at 20°C (min.)	Nominal Coil Power (mW)
03 V	45	2,25	0,3	200
05 V	120	3,75	0,5	200
06 V	180	4,5	0,6	200
09 V	400	6,75	0,9	200
12 V	700	9	1,2	200
24 V	2800	18	2,4	200



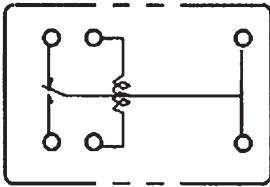
Ordering Information: TS / 12

Nominal Coil Voltage
Refer to coil table

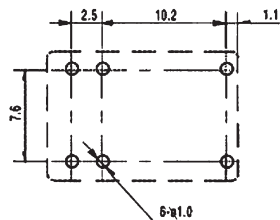
Dimensions [in mm]



Wiring Diagram [bottom view]



PC Board Layout [bottom view]



Useful Curves

